

---

# PARSONS EARLY HEAD START PROGRAM 2021-2022 ANNUAL REPORT



518.426.2600  
[WWW.NORTHERNRIVERS.ORG](http://WWW.NORTHERNRIVERS.ORG)

*Lifelong success starts here!*



# EARLY HEAD START

At the Early Learning Center

# PARSONS EARLY HEAD START ENROLLMENT

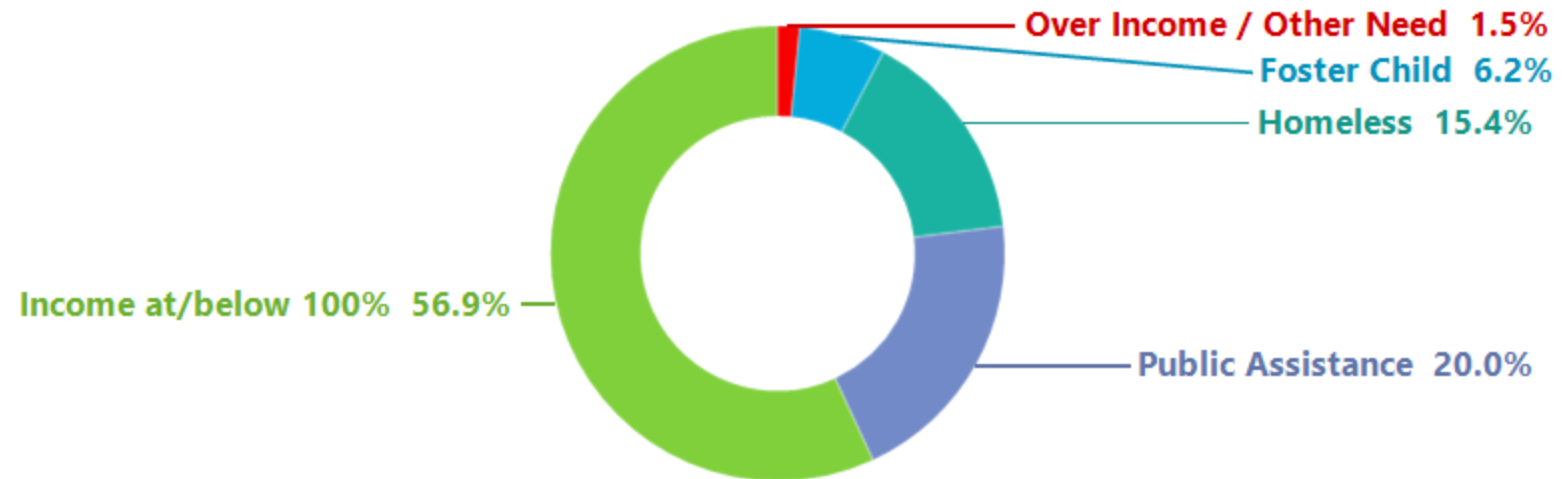
- Parsons Child and Family Center, a program of Northern Rivers Family of Services, provides Early Head Start (EHS) services to pregnant women and families with children under the age of 3 who live in Schenectady County and are at or below federal guidelines for poverty
- Funded Enrollment of 94 children: 22 served with a Home Visiting Model and 72 served with a Center-based Model in 9 classrooms located at 125 Bigelow Avenue, Schenectady, NY
- Total number served: 114 Children, 9 Pregnant Women
- Average monthly enrollment (August 2021-August 2022): 88 children\*
- The average monthly wait list was 98 children over this 12-month period

\*Program enrollment was negatively impacted by the COVID-19 Pandemic. Fewer children were enrolled in classrooms due to the need for social distancing and to ensure the health and safety of children, families, staff and the community.

# PARSONS EARLY HEAD START ENROLLMENT

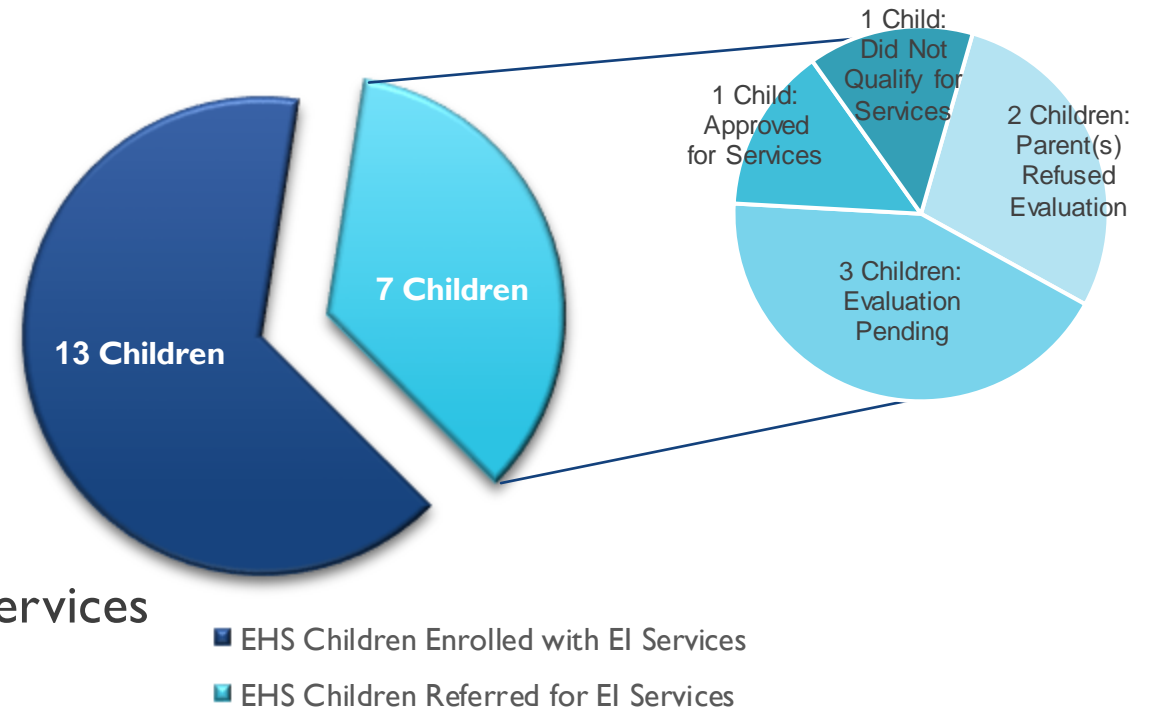
## Enrolled Participants by Eligibility Status

Program Term: EHS 2021-2022



- Children receiving Early Intervention Services: 14 children
  - 13 children were enrolled with services
  - 1 child was referred and approved for services\*
- 7 children were referred for an evaluation
  - 3 children are pending evaluation
  - 2 parents declined the evaluation
  - 1 child was approved to receive services\*
  - 1 evaluation is completed, child did not qualify for services

## Early Intervention Services



\*Referenced data is for the same child

# EARLY INTERVENTION: REFERRALS & SERVICES

# EARLY HEAD START SERVICES

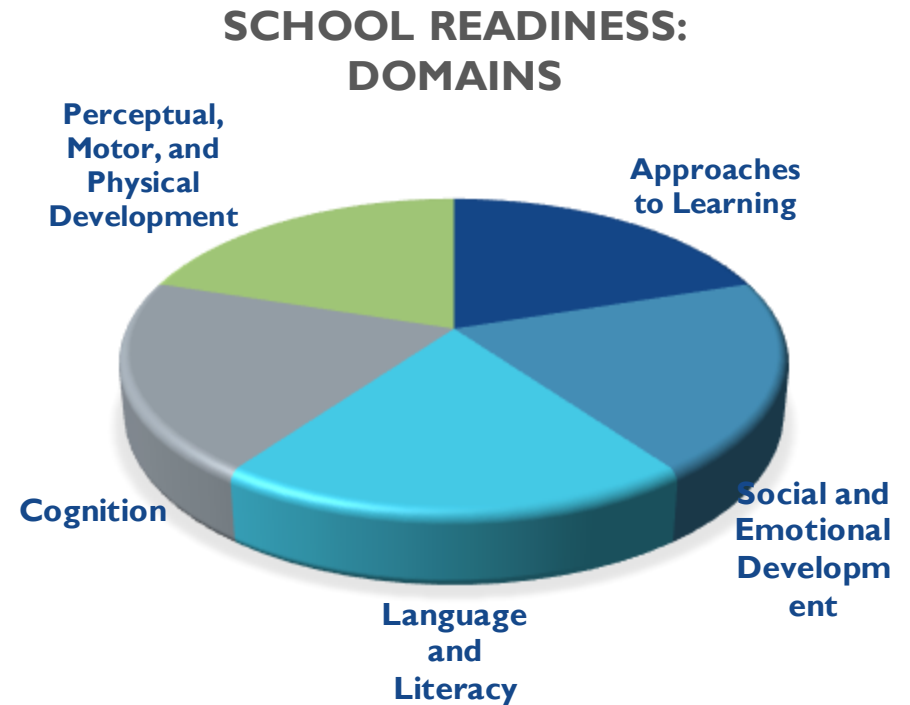
- Early childhood/child development education, screenings, referrals
- Assistance with early intervention services
- Family support and home visiting
- Health education, screening, referrals
- Dental education, screening, referrals
- Mental Health education, screening, referrals
- Connection to community resources
- Opportunities for program governance
- Group socialization opportunities for families
- Parent support groups

# PARENT INVOLVEMENT ACTIVITIES

- Regular Socialization Groups
- Parent Involvement Opportunities
- Weekly Parent's Support Group
- Monthly Policy Council Meetings
- Monthly Parent Committee Meetings
- Community Day for Children and Parents
- Nutrition Trainings
- Many More Activities



- School readiness focused on five domains
- Child progress measured with the Creative Curriculum Gold Assessment and the Devereux Early Childhood Assessment
- Children assessed for developmental and social emotional progress 3 times per year. Progress monitored individually and programmatically

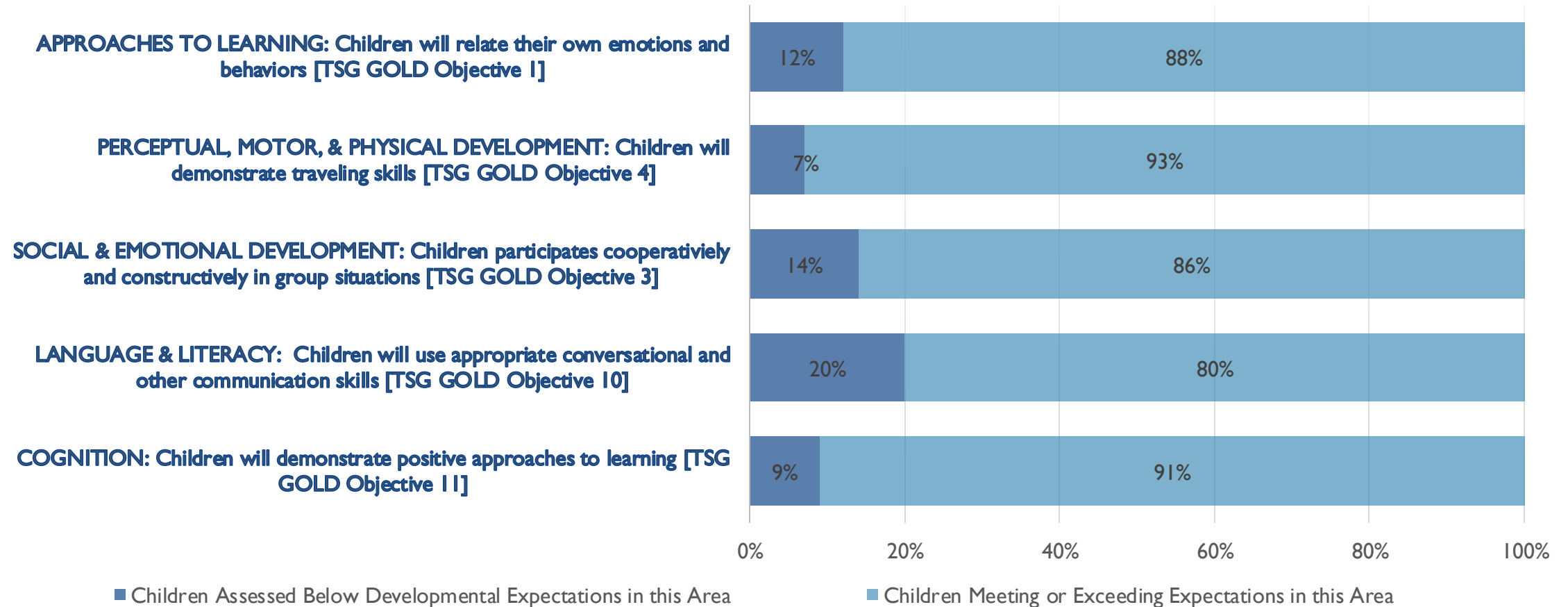


**SCHOOL READINESS:  
PREPARING FOR KINDERGARTEN**



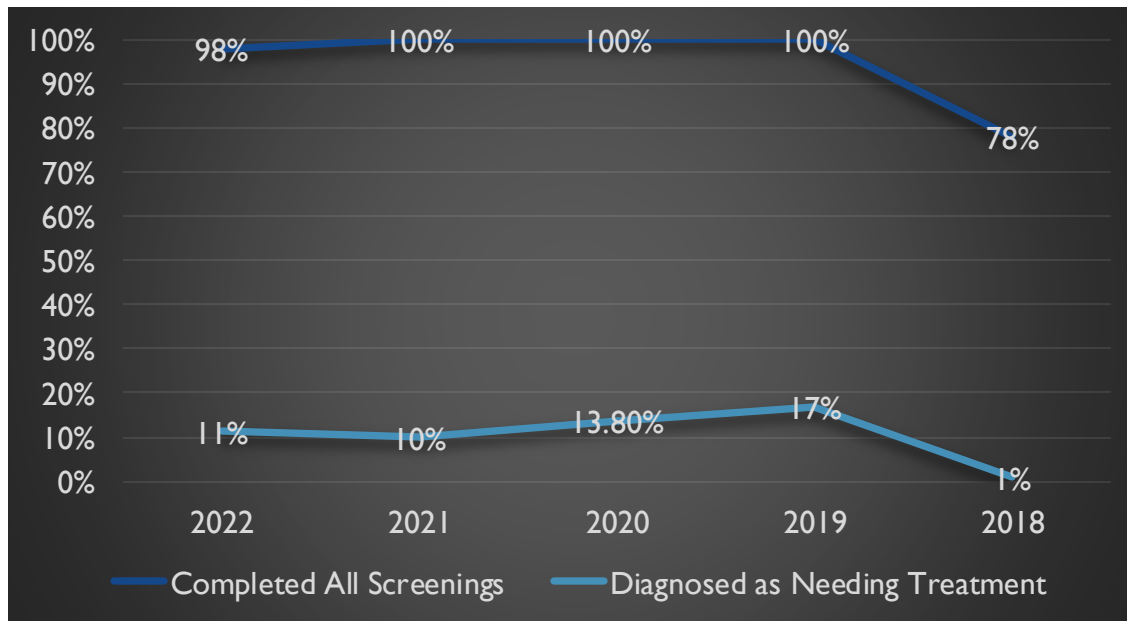
# TRACKING PROGRESS TOWARDS SCHOOL READINESS GOALS

## 2021-2022 SCHOOL READINESS GOALS

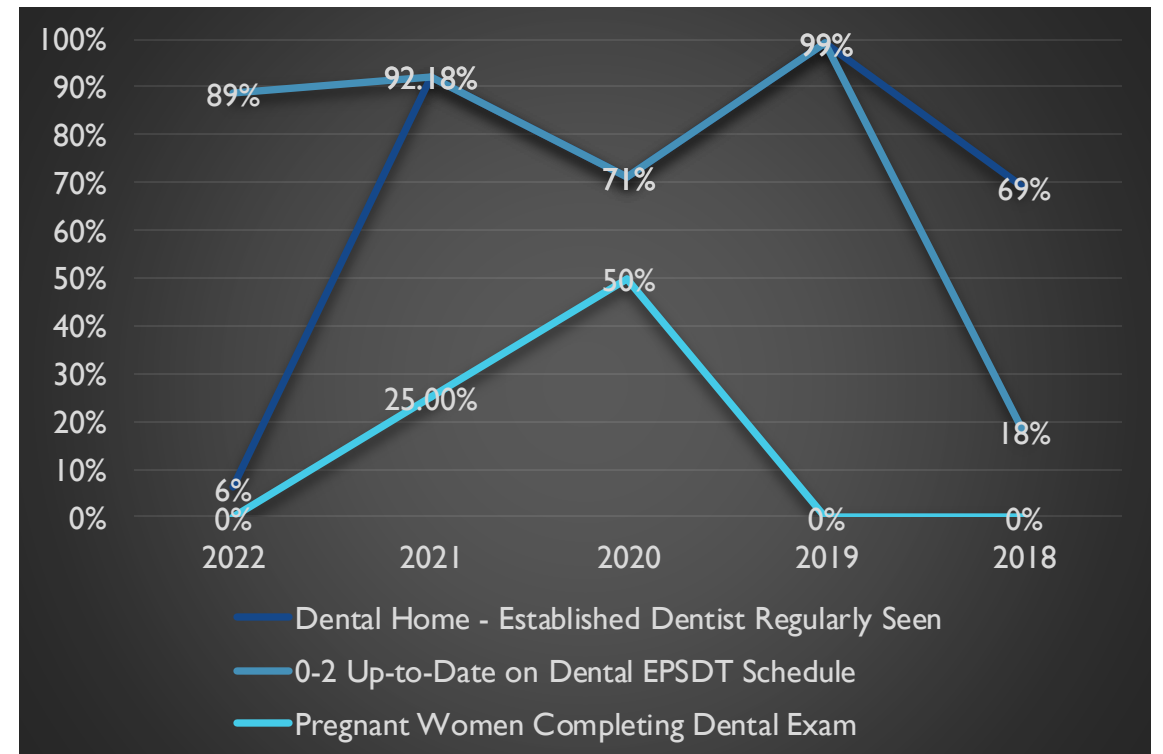


# ENROLLED CHILDREN RECEIVING MEDICAL AND DENTAL EXAMS

## Medical Exams



## Dental Exams



## 2021-2022 Funding Report

U.S. Department of Health and Human Services	\$1,758,928	
U.S. Department of Agriculture*	\$62,487	
*Passed through New York State Department of Health		
HHS Cares	\$14,153	
Non-Federal Share (Cash)		
Schenectady County Day Care Subsidy	\$52,540	
Client Fee Income	\$4,368	
Private Donations	\$35,000	
		Total Revenue \$1,927,476
Non-Federal Share In-Kind (Non Cash)	\$190,098	
		Total Revenue per Federal Standards \$2,117,574

**REVENUE:**

**PUBLIC & PRIVATE FUNDS TO SUPPORT EARLY HEAD START PROGRAM**

**EXPENSES:  
BUDGET-TO-ACTUAL EXPENDITURES COMPARISON  
FOR FY MAY 2021-APRIL 2022**

<b>Expense</b>	<b>Budget \$</b>	<b>Actual \$</b>	<b>Variance \$</b>	<b>Proposed 2022-2023 \$</b>
Personnel	1,115,827	1,106,146	9,681	1,132,706
Fringe	273,284	256,697	16,587	277,513
Occupancy	103,173	167,672	(64,499)	110,697
Food	59,983	62,437	(2,454)	44,707
Transportation	6,700	428	6,272	3,350
Staff Development/Training	37,098	36,214	884	37,098
Insurance	18,246	20,799	(2,553)	20,191
Telephone/Postage/Photocopying	8,542	8,230	312	7,451
Supplies	29,050	88,832	(59,782)	37,692
Other	221,958	222,421	(463)	200,493
In-Kind (non-cash)	373,830	410,098	(36,268)	384,568
<b>Total</b>	<b>2,247,691</b>	<b>2,379,974</b>	<b>(132,283)</b>	<b>2,256,466</b>

# FEDERAL REVIEW AND AUDIT

- Federal Review – Focus Area 1 Monitoring Review conducted in March of 2020
- Federal Review – Focus Area 2 Monitoring Review conducted in June of 2021

The program was fully in compliance for both reviews.



**EARLY HEAD START**

At the Early Learning Center

*Lifelong success starts here!*